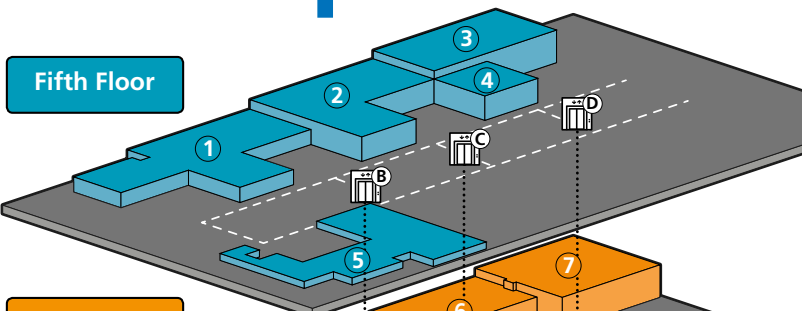


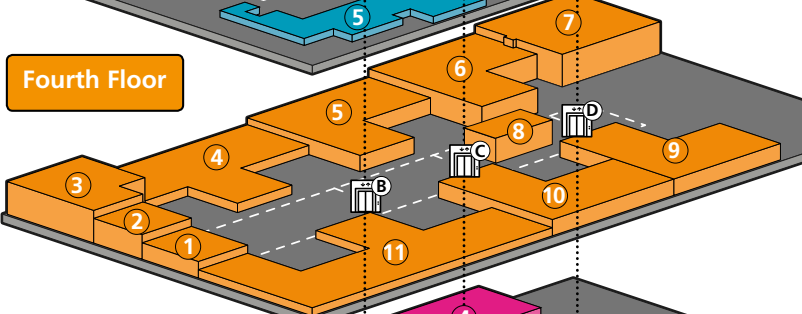
# Hospital Map

Burns	1
St. Mary Abbots Ward	2
David Evans Ward	3



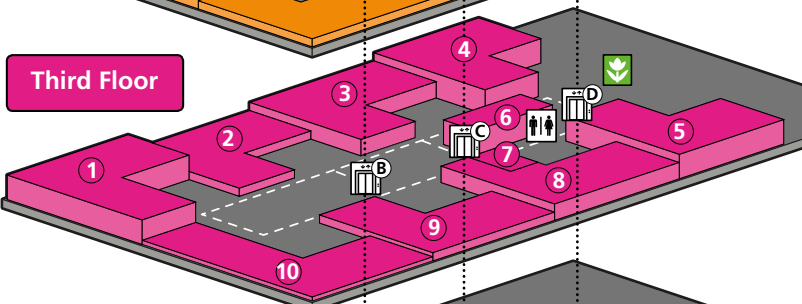
Surgical Admissions Lounge	4
Intensive Care Unit (ICU)	5

Annie Zunz Ward	1
Early Pregnancy Assessment Unit (EPAU)	2
	3
Nell Gwynne Ward	4
Jupiter & Neptune Wards	5



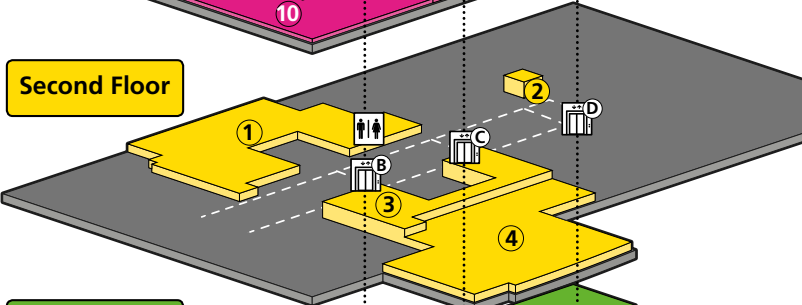
Chelsea Wing	6
Assisted Conception Unit & Westminster Ward	7
The Tent	8
David Erskine Ward	9
Edgar Horne Ward	10
Acute Assessment Unit (AAU)	11

Kensington Wing	1
Birth Centre	2
Rainsford Mowlem Ward	3
Lord Wigram Ward	4
Ann Stewart Ward	5



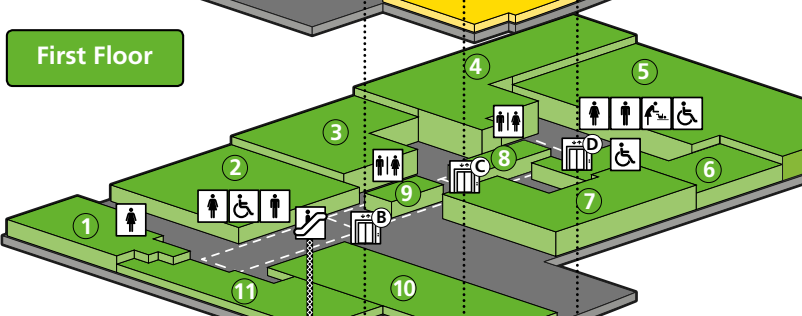
CW+ MediCinema	6
Maternity Reception	7
Josephine Barnes Ward	8
Labour Ward	9
Neonatal Intensive Care Unit (NICU)	10

Diagnostic Centre: Endoscopy, Cardiology, Neurophysiology & Lung Function	1
Hairdressers	2



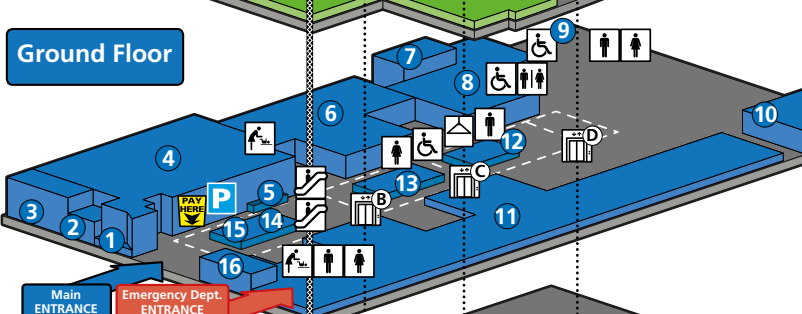
Gazzard Day Care (Formerly Kobler Day Care)	3
Ron Johnson Ward	4

Mars Ward	1
Antenatal & Gynaecology	2
Eye Clinic and Children & Adolescent Mental Health Services (CAMHS)	3
Children's Outpatients & Dental	4
X-Ray & Imaging	5
Plastics & Dermatology	6



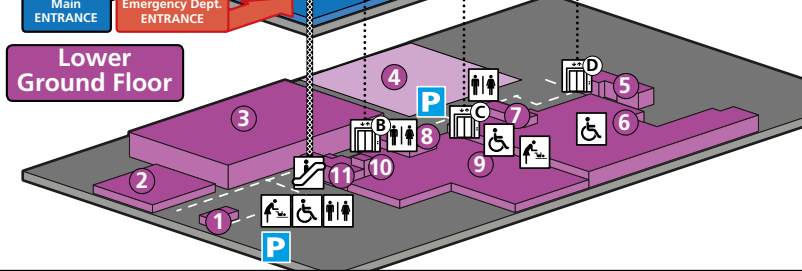
Mercury Ward	7
Children's School	8
Chapel	9
Saturn Ward	10
Apollo Ward	11

Electroclinic	1
Subway	2
Starbucks	3
Daycase Surgery & Procedures	4
Friends Shop	5
Therapies	6
Macmillan Centre	7
Medical Day Unit	8



Patient Transport Lounge	9
Trauma & Orthopaedic Outpatients	10
<b>Emergency Department</b>	<b>11</b>
Boots & Pharmacy	12
Café	13
Patient Advice & Liaison (PALS)	14
Reception	15
Post Office & Newsagent	16

Friends Patient Library	1
Social Services	2
Undergraduate & Postgraduate Medical Centre	3
Restaurant	4
Medical Photography	5



Outpatients 1 & 2	6
Outpatients Reception	7
Blood Tests (Phlebotomy)	8
Outpatients 3 & 4	9
Cashier	10
Occupational Health	11

**Key:** Lift Male Toilet Male & Female Toilet Accessible Toilet Car Park Access CW+ Indoor Garden  
 Escalator Female Toilet Baby Changing Accessible Changing Car Park Payment

All toilets shown are situated in public areas.